



Location: CMA1b - Oil Street Site Office

Report on 24-hour TSP monitoring

Action Level ( $\mu\text{g}/\text{m}^3$ ) - 176.7

Limit Level ( $\mu\text{g}/\text{m}^3$ ) - 260

Date	Sampling Time	Weather Condition	Filter paper no.	Filter Weight, g		Elapse Time, hr		Sampling Time, hr	Flow Rate, $\text{m}^3/\text{min}$			Total Volume, $\text{m}^3$	TSP Level, $\mu\text{g}/\text{m}^3$
				Initial	Final	Initial	Final		Initial, $Q_{si}$	Final, $Q_{sf}$	Average		
30-Aug-13	8:00	Rainy	004959	2.7750	2.9800	3328.79	3352.79	24.00	1.38	1.38	1.38	1989	103
6-Sep-13	13:00	Fine	007231	2.6588	2.8009	3358.81	3382.81	24.00	1.41	1.40	1.41	2024	70
11-Sep-13	8:00	Fine	005549	2.8878	3.0181	3382.81	3406.81	24.00	1.34	1.34	1.34	1925	68
17-Sep-13	8:00	Fine	007257	2.6563	2.9173	3409.81	3433.81	24.00	1.31	1.31	1.31	1885	138
24-Sep-13	11:57	Cloudy	005442	2.8260	2.8931	3463.79	3487.79	24.00	1.23	1.23	1.23	1766	38

Remarks: Due to electricity interruption and the hoisting of Gale Warning Signal, the 24hr TSP was rescheduled from 5 Sep 2013 to 6 Sep 2013 and from 23 Sep 2013 to 24 Sep 2013 respectively.

Report on 1-hour TSP monitoring

Action Level ( $\mu\text{g}/\text{m}^3$ ) - 320.1

Limit Level ( $\mu\text{g}/\text{m}^3$ ) - 500

Date	Sampling Time	Weather Condition	Filter paper no.	Filter Weight, g		Elapse Time, hr		Sampling Time, hr	Flow Rate, $\text{m}^3/\text{min}$			Total Volume, $\text{m}^3$	TSP Level, $\mu\text{g}/\text{m}^3$
				Initial	Final	Initial	Final		Initial, $Q_{si}$	Final, $Q_{sf}$	Average		
31-Aug-13	9:07	Rainy	007253	2.6731	2.6809	3352.79	3353.79	1.00	1.34	1.34	1.34	80	97
31-Aug-13	10:18	Rainy	007251	2.6814	2.6885	3353.79	3354.79	1.00	1.34	1.34	1.34	80	88
31-Aug-13	11:26	Rainy	007250	2.7005	2.7094	3354.79	3355.79	1.00	1.32	1.32	1.32	79	113
6-Sep-13	8:09	Rainy	005557	2.8756	2.8874	3355.81	3356.81	1.00	1.38	1.38	1.38	83	142
6-Sep-13	9:18	Rainy	007233	2.6654	2.6755	3356.81	3357.81	1.00	1.38	1.38	1.38	83	122
6-Sep-13	10:29	Rainy	005570	2.8546	2.8646	3357.81	3358.81	1.00	1.38	1.38	1.38	83	120
12-Sep-13	8:20	Fine	007274	2.7045	2.7152	3406.81	3407.81	1.00	1.29	1.29	1.29	78	138
12-Sep-13	9:25	Fine	007273	2.6978	2.7082	3407.81	3408.81	1.00	1.38	1.34	1.36	81	128
12-Sep-13	10:40	Fine	007272	2.7132	2.7271	3408.81	3409.81	1.00	1.38	1.38	1.38	83	168
18-Sep-13	8:02	Cloudy	005454	2.8270	2.8458	3433.81	3434.81	1.00	1.29	1.29	1.29	77	243
18-Sep-13	9:10	Cloudy	005455	2.8377	2.8516	3434.81	3435.81	1.00	1.23	1.23	1.23	74	189
18-Sep-13	10:23	Cloudy	005456	2.8293	2.8392	3435.81	3436.81	1.00	1.35	1.35	1.35	81	122
24-Sep-13	8:44	Cloudy	005434	2.8250	2.8314	3460.79	3461.79	1.00	1.33	1.33	1.33	80	80
24-Sep-13	9:50	Cloudy	005437	2.8232	2.8299	3461.79	3462.79	1.00	1.33	1.33	1.33	80	84
24-Sep-13	10:53	Cloudy	005440	2.8135	2.8206	3462.79	3463.79	1.00	1.33	1.33	1.33	80	89

Location: CMA2a - Causeway Bay Community Centre

Report on 24-hour TSP monitoring

Action Level ( $\mu\text{g}/\text{m}^3$ ) - 169.5

Limit Level ( $\mu\text{g}/\text{m}^3$ ) - 260

Date	Sampling Time	Weather Condition	Filter paper no.	Filter Weight, g		Elapse Time, hr		Sampling Time, hr	Flow Rate, $\text{m}^3/\text{min}$			Total Volume, $\text{m}^3$	TSP Level, $\mu\text{g}/\text{m}^3$
				Initial	Final	Initial	Final		Initial, $Q_{si}$	Final, $Q_{sf}$	Average		
30-Aug-13	8:00	Rainy	006691	2.6354	2.7649	13064.71	13088.71	24.00	1.34	1.34	1.34	1934	67
5-Sep-13	8:00	Rainy	007248	2.7058	2.7852	13091.72	13115.72	24.00	1.35	1.35	1.35	1939	41
11-Sep-13	8:00	Fine	005573	2.8672	2.9855	13118.72	13142.72	24.00	1.42	1.42	1.42	2039	58
17-Sep-13	8:00	Fine	007258	2.6688	2.8754	13145.72	13169.72	24.00	1.45	1.45	1.45	2086	99
24-Sep-13	11:45	Cloudy	005439	2.8126	2.8943	13175.94	13199.94	24.00	1.39	1.39	1.39	1997	41

Remarks: Due to the hoisting of Gale Warning Signal, the 24hr TSP was rescheduled from 23 Sep 2013 to 24 Sep 2013.

Report on 1-hour TSP monitoring

Action Level ( $\mu\text{g}/\text{m}^3$ ) - 323.4

Limit Level ( $\mu\text{g}/\text{m}^3$ ) - 500

Date	Sampling Time	Weather Condition	Filter paper no.	Filter Weight, g		Elapse Time, hr		Sampling Time, hr	Flow Rate, $\text{m}^3/\text{min}$			Total Volume, $\text{m}^3$	TSP Level, $\mu\text{g}/\text{m}^3$
				Initial	Final	Initial	Final		Initial, $Q_{si}$	Final, $Q_{sf}$	Average		
31-Aug-13	9:03	Rainy	007173	2.6111	2.6189	13088.71	13089.71	1.00	1.40	1.40	1.40	84	93
31-Aug-13	10:56	Rainy	007252	2.6878	2.6982	13089.71	13090.71	1.00	1.40	1.40	1.40	84	124
31-Aug-13	13:06	Rainy	007249	2.6682	2.6811	13090.71	13091.71	1.00	1.38	1.38	1.38	83	156
6-Sep-13	8:10	Fine	007232	2.6560	2.6622	13115.72	13116.72	1.00	1.53	1.53	1.53	92	68
6-Sep-13	9:23	Fine	007102	2.6924	2.7000	13116.72	13117.72	1.00	1.53	1.53	1.53	92	83
6-Sep-13	10:34	Fine	007103	2.6659	2.6760	13117.72	13118.72	1.00	1.53	1.53	1.53	92	110
12-Sep-13	8:05	Fine	007086	2.6646	2.6725	13142.72	13143.72	1.00	1.49	1.49	1.49	89	88
12-Sep-13	9:15	Fine	007254	2.6637	2.6680	13143.72	13144.72	1.00	1.38	1.38	1.38	83	52
12-Sep-13	10:30	Fine	007256	2.6684	2.6759	13144.72	13145.72	1.00	1.45	1.45	1.45	87	86
18-Sep-13	8:05	Cloudy	005450	2.8343	2.8392	13169.72	13170.72	1.00	1.39	1.39	1.39	83	59
18-Sep-13	9:16	Cloudy	005451	2.8300	2.8415	13170.72	13171.72	1.00	1.39	1.39	1.39	83	138
18-Sep-13	10:21	Cloudy	005452	2.8265	2.8400	13171.72	13172.72	1.00	1.43	1.43	1.43	86	158
24-Sep-13	8:12	Cloudy	006795	2.6173	2.6218	13172.94	13173.94	1.00	1.41	1.41	1.41	84	53
24-Sep-13	9:30	Cloudy	005433	2.8122	2.8186	13173.94	13174.94	1.00	1.41	1.41	1.41	84	76
24-Sep-13	10:41	Cloudy	005436	2.7991	2.8046	13174.94	13175.94	1.00	1.41	1.41	1.41	84	65



Location: CMA3a - CWB PRE Site Office Area

Report on 24-hour TSP monitoring  
 Action Level ( $\mu\text{g}/\text{m}^3$ ) - 171  
 Limit Level ( $\mu\text{g}/\text{m}^3$ ) - 260

Date	Sampling Time	Weather Condition	Filter paper no.	Filter Weight, g		Elapse Time, hr		Sampling Time, hr	Flow Rate, $\text{m}^3/\text{min}$			Total Volume, $\text{m}^3$	TSP Level, $\mu\text{g}/\text{m}^3$
				Initial	Final	Initial	Final		Initial, $Q_{si}$	Final, $Q_{sf}$	Average		
30-Aug-13	8:00	Rainy	006650	2.6448	2.8050	301.67	325.67	24.00	1.42	1.42	1.42	2048	78
5-Sep-13	8:00	Rainy	007171	2.6269	2.7985	328.60	352.60	24.00	1.52	1.51	1.51	2180	79
11-Sep-13	8:00	Fine	006662	2.6586	2.8737	355.57	379.57	24.00	1.47	1.47	1.47	2123	101
17-Sep-13	8:00	Fine	006837	2.6456	2.8826	382.57	406.57	24.00	1.40	1.40	1.40	2021	117
24-Sep-13	11:25	Cloudy	005337	2.8392	2.9447	434.05	458.05	24.00	1.37	1.37	1.37	1971	54

Remarks: Due to the hoisting of Gale Warning Signal, the 24hr TSP was rescheduled from 23 Sep 2013 to 24 Sep 2013.

Report on 1-hour TSP monitoring  
 Action Level ( $\mu\text{g}/\text{m}^3$ ) - 311.3  
 Limit Level ( $\mu\text{g}/\text{m}^3$ ) - 500

Date	Sampling Time	Weather Condition	Filter paper no.	Filter Weight, g		Elapse Time, hr		Sampling Time, hr	Flow Rate, $\text{m}^3/\text{min}$			Total Volume, $\text{m}^3$	TSP Level, $\mu\text{g}/\text{m}^3$
				Initial	Final	Initial	Final		Initial, $Q_{si}$	Final, $Q_{sf}$	Average		
31-Aug-13	8:10	Rainy	007130	2.6598	2.6646	325.67	326.67	1.00	1.48	1.48	1.48	89	54
31-Aug-13	9:45	Rainy	005554	2.8981	2.9090	326.67	327.67	1.00	1.48	1.48	1.48	89	123
31-Aug-13	10:55	Rainy	007172	2.6089	2.6169	327.67	328.67	1.00	1.48	1.48	1.48	89	90
6-Sep-13	10:35	Fine	006665	2.6501	2.6669	352.60	353.60	1.00	1.48	1.48	1.48	89	189
6-Sep-13	13:05	Fine	006669	2.6672	2.6845	353.60	354.60	1.00	1.48	1.48	1.48	89	195
6-Sep-13	14:45	Fine	006667	2.6620	2.6751	354.60	355.60	1.00	1.48	1.48	1.48	89	148
12-Sep-13	8:20	Fine	007030	2.6264	2.6377	379.57	380.57	1.00	1.47	1.47	1.47	88	128
12-Sep-13	9:25	Fine	006838	2.6257	2.6356	380.57	381.57	1.00	1.47	1.47	1.47	88	112
12-Sep-13	10:35	Fine	005553	2.8879	2.9008	381.57	382.57	1.00	1.47	1.47	1.47	88	146
18-Sep-13	13:03	Cloudy	006671	2.6452	2.6610	406.57	407.57	1.00	1.40	1.40	1.40	84	188
18-Sep-13	14:21	Cloudy	006664	2.6539	2.6680	407.57	408.57	1.00	1.40	1.40	1.40	84	167
18-Sep-13	15:33	Cloudy	006673	2.6563	2.6808	408.57	409.57	1.00	1.40	1.40	1.40	84	291
24-Sep-13	8:06	Cloudy	005357	2.8427	2.8500	431.05	432.05	1.00	1.33	1.33	1.33	80	91
24-Sep-13	9:15	Cloudy	005334	2.8314	2.8414	432.05	433.05	1.00	1.33	1.33	1.33	80	125
24-Sep-13	10:20	Cloudy	005336	2.8154	2.8226	433.05	434.05	1.00	1.33	1.33	1.33	80	90



Location: CMA4a - SPCA

Report on 24-hour TSP monitoring  
 Action Level ( $\mu\text{g}/\text{m}^3$ ) - 171.2  
 Limit Level ( $\mu\text{g}/\text{m}^3$ ) - 260

Date	Sampling Time	Weather Condition	Filter paper no.	Filter Weight, g		Elapse Time, hr		Sampling Time, hr	Flow Rate, $\text{m}^3/\text{min}$			Total Volume, $\text{m}^3$	TSP Level, $\mu\text{g}/\text{m}^3$
				Initial	Final	Initial	Final		Initial, $Q_{si}$	Final, $Q_{sf}$	Average		
30-Aug-13	8:00	Rainy	006654	2.6745	2.8028	17241.87	17265.87	24.00	1.30	1.30	1.30	1877	68
5-Sep-13	8:00	Rainy	005556	2.8781	2.9946	17268.87	17292.87	24.00	1.35	1.35	1.35	1939	60
11-Sep-13	8:00	Fine	006661	2.6280	2.7545	17295.87	17319.87	24.00	1.30	1.30	1.30	1876	67
17-Sep-13	8:00	Fine	005552	2.8802	3.0542	17322.87	17346.87	24.00	1.34	1.34	1.34	1928	90
24-Sep-13	11:50	Cloudy	005367	2.8355	2.9168	17374.23	17398.23	24.00	1.28	1.28	1.28	1849	44

Remarks: Due to the hoisting of Gale Warning Signal, the 24hr TSP was rescheduled from 23 Sep 2013 to 24 Sep 2013.

Report on 1-hour TSP monitoring  
 Action Level ( $\mu\text{g}/\text{m}^3$ ) - 312.5  
 Limit Level ( $\mu\text{g}/\text{m}^3$ ) - 500

Date	Sampling Time	Weather Condition	Filter paper no.	Filter Weight, g		Elapse Time, hr		Sampling Time, hr	Flow Rate, $\text{m}^3/\text{min}$			Total Volume, $\text{m}^3$	TSP Level, $\mu\text{g}/\text{m}^3$
				Initial	Final	Initial	Final		Initial, $Q_{si}$	Final, $Q_{sf}$	Average		
31-Aug-13	8:09	Rainy	007131	2.6493	2.6535	17265.87	17266.87	1.00	1.30	1.30	1.30	78	54
31-Aug-13	9:23	Rainy	007129	2.6266	2.6317	17266.87	17267.87	1.00	1.27	1.27	1.27	76	67
31-Aug-13	10:40	Rainy	005555	2.8805	2.8876	17267.87	17268.87	1.00	1.27	1.27	1.27	76	94
6-Sep-13	10:15	Fine	006660	2.6556	2.6634	17292.87	17293.87	1.00	1.15	1.19	1.17	70	111
6-Sep-13	13:03	Fine	006668	2.6585	2.6707	17293.87	17294.87	1.00	1.31	1.31	1.31	78	156
6-Sep-13	14:21	Fine	006666	2.6610	2.6713	17294.87	17295.87	1.00	1.31	1.31	1.31	78	131
12-Sep-13	8:05	Fine	007297	2.6903	2.6953	17319.87	17320.87	1.00	1.30	1.30	1.30	78	64
12-Sep-13	9:10	Fine	005550	2.8858	2.8975	17320.87	17321.87	1.00	1.30	1.30	1.30	78	150
12-Sep-13	10:15	Fine	005551	2.8827	2.8920	17321.87	17322.87	1.00	1.11	1.11	1.11	66	140
18-Sep-13	13:07	Cloudy	006670	2.6531	2.6666	17346.87	17347.87	1.00	1.34	1.34	1.34	80	168
18-Sep-13	14:12	Cloudy	006663	2.6606	2.6725	17347.87	17348.87	1.00	1.34	1.34	1.34	80	148
18-Sep-13	15:24	Cloudy	006672	2.6313	2.6527	17348.87	17349.87	1.00	1.34	1.34	1.34	80	266
24-Sep-13	8:30	Cloudy	005335	2.8340	2.8397	17371.23	17372.23	1.00	1.34	1.34	1.34	80	71
24-Sep-13	9:42	Cloudy	005366	2.8288	2.8352	17372.23	17373.23	1.00	1.19	1.19	1.19	71	90
24-Sep-13	10:46	Cloudy	005365	2.8498	2.8571	17373.23	17374.23	1.00	1.30	1.30	1.30	78	93



Location: CMA5a - Children Garden opposite to Pedestrian Plaza

Report on 24-hour TSP monitoring

Action Level ( $\mu\text{g}/\text{m}^3$ ) - 181  
Limit Level ( $\mu\text{g}/\text{m}^3$ ) - 260

Date	Sampling Time	Weather Condition	Filter paper no.	Filter Weight, g		Elapse Time, hr		Sampling Time, hr	Flow Rate, $\text{m}^3/\text{min}$			Total Volume, $\text{m}^3$	TSP Level, $\mu\text{g}/\text{m}^3$
				Initial	Final	Initial	Final		Initial, $Q_{si}$	Final, $Q_{sf}$	Average		
30-Aug-13	8:00	Rainy	007081	2.6339	2.7465	18249.76	18273.76	24.00	1.19	1.19	1.19	1717	66
5-Sep-13	8:00	Rainy	007322	2.6821	2.8074	18276.77	18300.77	24.00	1.54	1.54	1.54	2222	56
11-Sep-13	8:00	Fine	007276	2.7099	2.8410	18303.77	18327.77	24.00	1.35	1.35	1.35	1950	67
17-Sep-13	8:00	Fine	007255	2.7000	2.9100	18330.76	18354.76	24.00	1.30	1.30	1.30	1879	112
24-Sep-13	16:16	Cloudy	005340	2.8580	2.9882	18360.76	18384.76	24.00	1.39	1.39	1.39	1997	65

Remarks: Due to the hoisting of Gale Warning Signal, the 24hr TSP was rescheduled from 23 Sep 2013 to 24 Sep 2013.

Report on 1-hour TSP monitoring

Action Level ( $\mu\text{g}/\text{m}^3$ ) - 332  
Limit Level ( $\mu\text{g}/\text{m}^3$ ) - 500

Date	Sampling Time	Weather Condition	Filter paper no.	Filter Weight, g		Elapse Time, hr		Sampling Time, hr	Flow Rate, $\text{m}^3/\text{min}$			Total Volume, $\text{m}^3$	TSP Level, $\mu\text{g}/\text{m}^3$
				Initial	Final	Initial	Final		Initial, $Q_{si}$	Final, $Q_{sf}$	Average		
31-Aug-13	8:25	Rainy	007282	2.6868	2.6926	18273.76	18274.76	1.00	1.66	1.66	1.66	100	58
31-Aug-13	9:35	Rainy	007278	2.6633	2.6689	18274.76	18275.76	1.00	1.66	1.64	1.65	99	57
31-Aug-13	10:45	Rainy	007279	2.6955	2.7014	18275.76	18276.76	1.00	1.62	1.62	1.62	97	61
6-Sep-13	8:25	Fine	007325	2.6582	2.6645	18300.77	18301.77	1.00	1.56	1.56	1.56	94	67
6-Sep-13	9:30	Fine	007084	2.6293	2.6393	18301.77	18302.77	1.00	1.54	1.54	1.54	93	108
6-Sep-13	10:50	Fine	007275	2.6661	2.6729	18302.77	18303.77	1.00	1.56	1.56	1.56	94	73
12-Sep-13	13:00	Fine	007229	2.6777	2.6855	18327.77	18328.77	1.00	1.33	1.33	1.33	80	97
12-Sep-13	14:05	Fine	007271	2.7007	2.7089	18328.77	18329.77	1.00	1.33	1.33	1.33	80	102
12-Sep-13	15:10	Fine	007270	2.7051	2.7116	18329.77	18330.77	1.00	1.33	1.33	1.33	80	81
18-Sep-13	8:21	Cloudy	005563	2.8435	2.8557	18354.76	18355.76	1.00	1.30	1.30	1.30	78	156
18-Sep-13	9:34	Cloudy	007259	2.7068	2.7180	18355.76	18356.76	1.00	1.30	1.30	1.30	78	143
18-Sep-13	10:41	Cloudy	007260	2.7084	2.7127	18356.76	18357.76	1.00	1.30	1.30	1.30	78	55
24-Sep-13	13:05	Cloudy	007261	2.7316	2.7407	18357.76	18358.76	1.00	1.35	1.35	1.35	81	113
24-Sep-13	14:09	Cloudy	005368	2.8333	2.8431	18358.76	18359.76	1.00	1.35	1.35	1.35	81	121
24-Sep-13	15:11	Cloudy	005339	2.8532	2.8600	18359.76	18360.76	1.00	1.35	1.35	1.35	81	84



Location: MA1e - International Finance Centre (Eastern Wing)

Report on 24-hour TSP monitoring  
 Action Level ( $\mu\text{g}/\text{m}^3$ ) - 173.4  
 Limit Level ( $\mu\text{g}/\text{m}^3$ ) - 260

Date	Sampling Time	Weather Condition	Filter paper no.	Filter Weight, g		Elapse Time, hr		Sampling Time, hr	Flow Rate, $\text{m}^3/\text{min}$			Total Volume, $\text{m}^3$	TSP Level, $\mu\text{g}/\text{m}^3$
				Initial	Final	Initial	Final		Initial, $Q_{si}$	Final, $Q_{sf}$	Average		
30-Aug-13	8:00	Rainy	007294	2.6827	2.8034	13952.55	13976.54	23.99	1.31	1.31	1.31	1880	64
5-Sep-13	8:00	Rainy	005565	2.8630	2.9545	13979.54	14003.54	24.00	1.31	1.31	1.31	1886	49
11-Sep-13	8:00	Fine	006658	2.6691	2.7539	14006.54	14030.54	24.00	1.31	1.31	1.31	1880	45
17-Sep-13	8:00	Fine	007169	2.6443	2.7568	14033.52	14057.52	24.00	1.34	1.34	1.34	1928	58
24-Sep-13	11:45	Cloudy	005523	2.8482	2.9249	14087.52	14111.52	24.00	1.34	1.34	1.34	1928	40

Remarks: Due to the hoisting of Gale Warning Signal, the 24hr TSP was rescheduled from 23 Sep 2013 to 24 Sep 2013.

Report on 1-hour TSP monitoring  
 Action Level ( $\mu\text{g}/\text{m}^3$ ) - 325.1  
 Limit Level ( $\mu\text{g}/\text{m}^3$ ) - 500

Date	Sampling Time	Weather Condition	Filter paper no.	Filter Weight, g		Elapse Time, hr		Sampling Time, hr	Flow Rate, $\text{m}^3/\text{min}$			Total Volume, $\text{m}^3$	TSP Level, $\mu\text{g}/\text{m}^3$
				Initial	Final	Initial	Final		Initial, $Q_{si}$	Final, $Q_{sf}$	Average		
31-Aug-13	8:33	Rainy	005579	2.8524	2.8621	13976.54	13977.54	1.00	1.31	1.29	1.30	78	125
31-Aug-13	9:35	Rainy	005577	2.8456	2.8536	13977.54	13978.54	1.00	1.31	1.29	1.30	78	103
31-Aug-13	10:38	Rainy	005575	2.8549	2.8653	13978.54	13979.54	1.00	1.31	1.29	1.30	78	133
6-Sep-13	8:30	Fine	005567	2.8641	2.8708	14003.54	14004.54	1.00	1.31	1.31	1.31	79	85
6-Sep-13	9:43	Fine	005569	2.8529	2.8618	14004.54	14005.54	1.00	1.31	1.31	1.31	79	113
6-Sep-13	10:53	Fine	006659	2.6660	2.6734	14005.54	14006.54	1.00	1.31	1.31	1.31	79	94
12-Sep-13	8:47	Fine	005533	2.8605	2.8666	14030.54	14031.54	1.00	1.31	1.31	1.31	78	78
12-Sep-13	9:56	Fine	005571	2.8645	2.8704	14031.54	14032.54	1.00	1.31	1.34	1.32	79	74
12-Sep-13	11:00	Fine	005524	2.8593	2.8646	14032.54	14033.54	1.00	1.20	1.31	1.25	75	70
18-Sep-13	8:28	Cloudy	005525	2.8673	2.8753	14057.53	14058.53	1.00	1.30	1.30	1.30	78	102
18-Sep-13	9:35	Cloudy	005528	2.8500	2.8588	14058.53	14059.53	1.00	1.30	1.30	1.30	78	113
18-Sep-13	10:43	Cloudy	005530	2.8672	2.8768	14059.53	14060.53	1.00	1.30	1.30	1.30	78	123
24-Sep-13	8:09	Cloudy	005520	2.8700	2.8779	14084.52	14085.52	1.00	1.30	1.30	1.30	78	101
24-Sep-13	9:14	Cloudy	005521	2.8568	2.8600	14085.52	14086.52	1.00	1.30	1.30	1.30	78	41
24-Sep-13	10:23	Cloudy	005522	2.8557	2.8596	14086.52	14087.52	1.00	1.30	1.30	1.30	78	50



Location: MA1w - International Finance Centre (Western Wing)

Report on 24-hour TSP monitoring

Action Level ( $\mu\text{g}/\text{m}^3$ ) - 173.4  
 Limit Level ( $\mu\text{g}/\text{m}^3$ ) - 260

Date	Sampling Time	Weather Condition	Filter paper no.	Filter Weight, g		Elapse Time, hr		Sampling Time, hr	Flow Rate, $\text{m}^3/\text{min}$			Total Volume, $\text{m}^3$	TSP Level, $\mu\text{g}/\text{m}^3$
				Initial	Final	Initial	Final		Initial, $Q_{si}$	Final, $Q_{sf}$	Average		
30-Aug-13	8:00	Rainy	007175	2.6238	2.7617	13999.97	14023.97	24.00	1.37	1.37	1.37	1976	70
5-Sep-13	8:00	Rainy	005566	2.8653	2.9692	14026.97	14050.97	24.00	1.38	1.38	1.38	1982	52
11-Sep-13	8:00	Fine	006657	2.6448	2.7579	14053.97	14077.97	24.00	1.37	1.37	1.37	1975	57
17-Sep-13	8:00	Fine	007170	2.6237	2.7369	14080.97	14104.97	24.00	1.27	1.27	1.27	1830	62
24-Sep-13	11:45	Cloudy	005519	2.8556	2.9461	14134.96	14158.96	24.00	1.33	1.33	1.33	1913	47

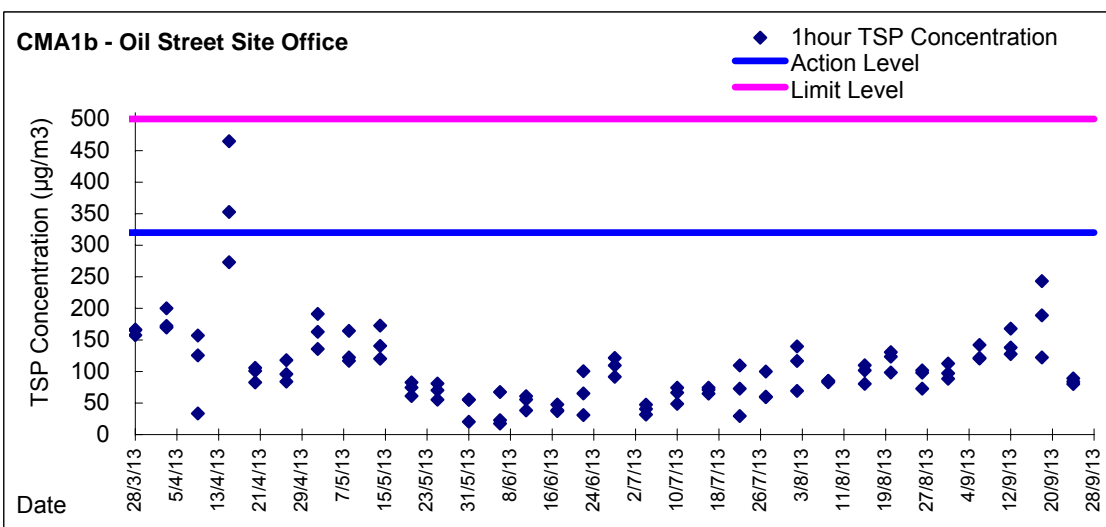
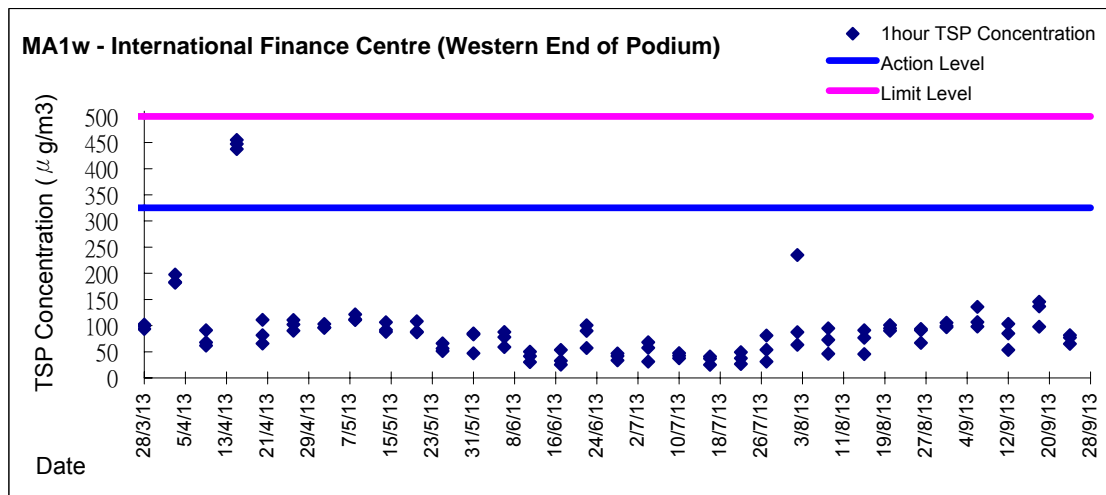
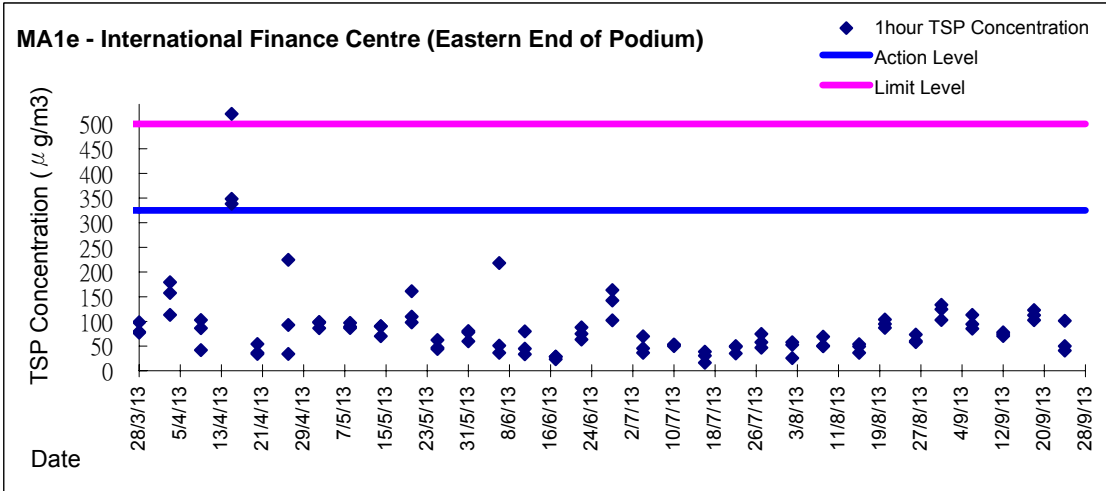
Remarks: Due to the hoisting of Gale Warning Signal, the 24hr TSP was rescheduled from 23 Sep 2013 to 24 Sep 2013.

Report on 1-hour TSP monitoring

Action Level ( $\mu\text{g}/\text{m}^3$ ) - 325.1  
 Limit Level ( $\mu\text{g}/\text{m}^3$ ) - 500

Date	Sampling Time	Weather Condition	Filter paper no.	Filter Weight, g		Elapse Time, hr		Sampling Time, hr	Flow Rate, $\text{m}^3/\text{min}$			Total Volume, $\text{m}^3$	TSP Level, $\mu\text{g}/\text{m}^3$
				Initial	Final	Initial	Final		Initial, $Q_{si}$	Final, $Q_{sf}$	Average		
31-Aug-13	8:37	Rainy	005578	2.8447	2.8534	14023.97	14024.97	1.00	1.37	1.37	1.37	82	106
31-Aug-13	9:39	Rainy	005576	2.8453	2.8533	14024.97	14025.97	1.00	1.37	1.37	1.37	82	97
31-Aug-13	10:50	Rainy	005564	2.8690	2.8772	14025.97	14026.97	1.00	1.37	1.37	1.37	82	100
6-Sep-13	8:35	Fine	005568	2.8566	2.8654	14050.97	14051.97	1.00	1.38	1.38	1.38	83	107
6-Sep-13	9:42	Fine	005574	2.8645	2.8757	14051.97	14052.97	1.00	1.38	1.38	1.38	83	136
6-Sep-13	10:51	Fine	007293	2.6831	2.6912	14052.97	14053.97	1.00	1.38	1.38	1.38	83	98
12-Sep-13	8:40	Fine	005532	2.8624	2.8709	14077.97	14078.97	1.00	1.37	1.37	1.37	82	103
12-Sep-13	9:48	Fine	005572	2.8662	2.8732	14078.97	14079.97	1.00	1.37	1.37	1.37	82	85
12-Sep-13	10:56	Fine	005526	2.8664	2.8708	14079.97	14080.97	1.00	1.37	1.37	1.37	82	53
18-Sep-13	8:38	Cloudy	005527	2.8579	2.8688	14104.97	14105.97	1.00	1.33	1.33	1.33	80	137
18-Sep-13	9:41	Cloudy	005529	2.8609	2.8725	14105.97	14106.97	1.00	1.33	1.33	1.33	80	146
18-Sep-13	10:52	Cloudy	007268	2.6950	2.7028	14106.97	14107.97	1.00	1.33	1.33	1.33	80	98
24-Sep-13	8:01	Cloudy	006693	2.6429	2.6487	14131.96	14132.96	1.00	1.25	1.25	1.25	75	77
24-Sep-13	9:07	Cloudy	005462	2.8199	2.8264	14132.96	14133.96	1.00	1.33	1.33	1.33	80	82
24-Sep-13	10:16	Cloudy	005518	2.8690	2.8742	14133.96	14134.96	1.00	1.33	1.33	1.33	80	65

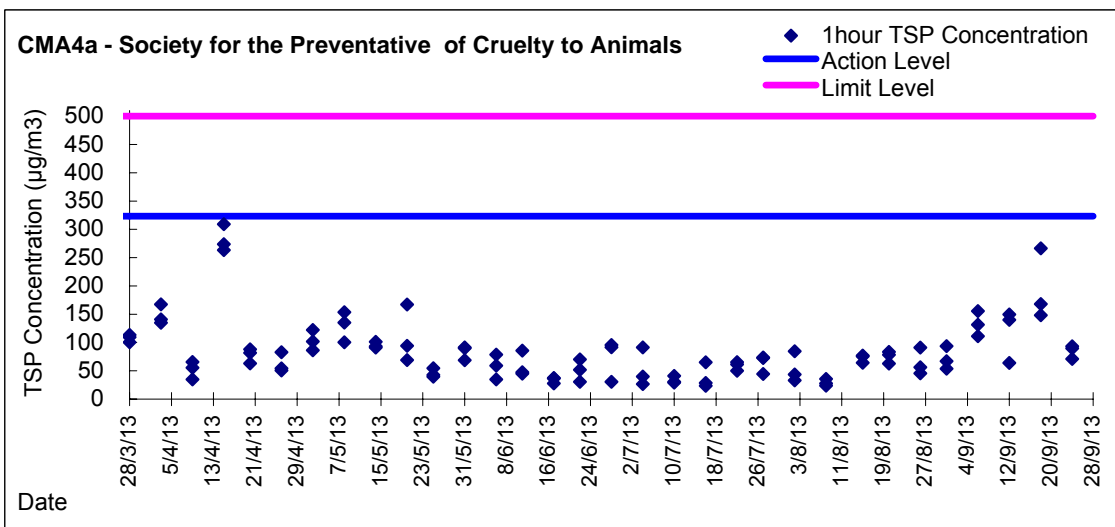
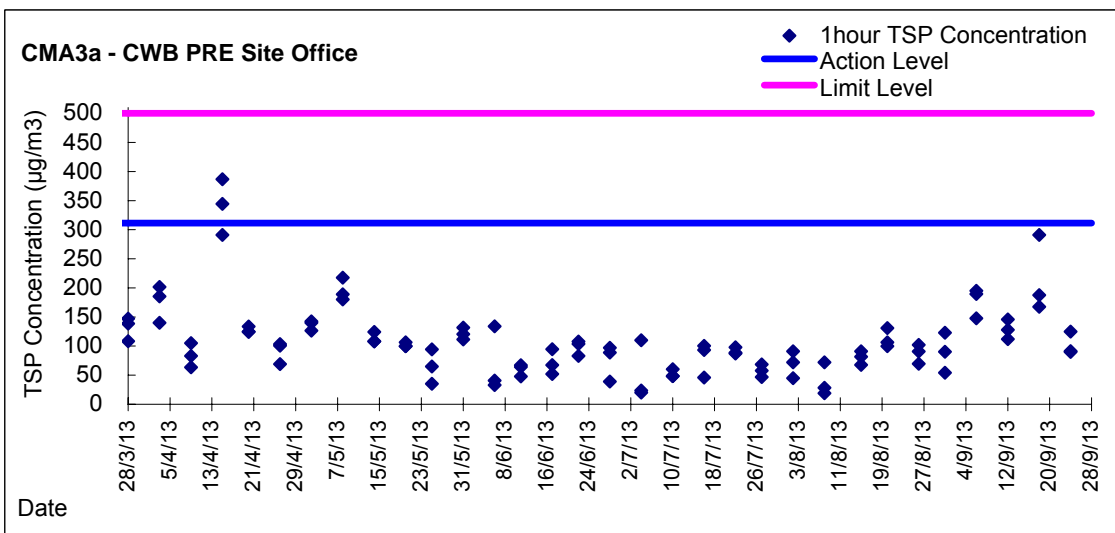
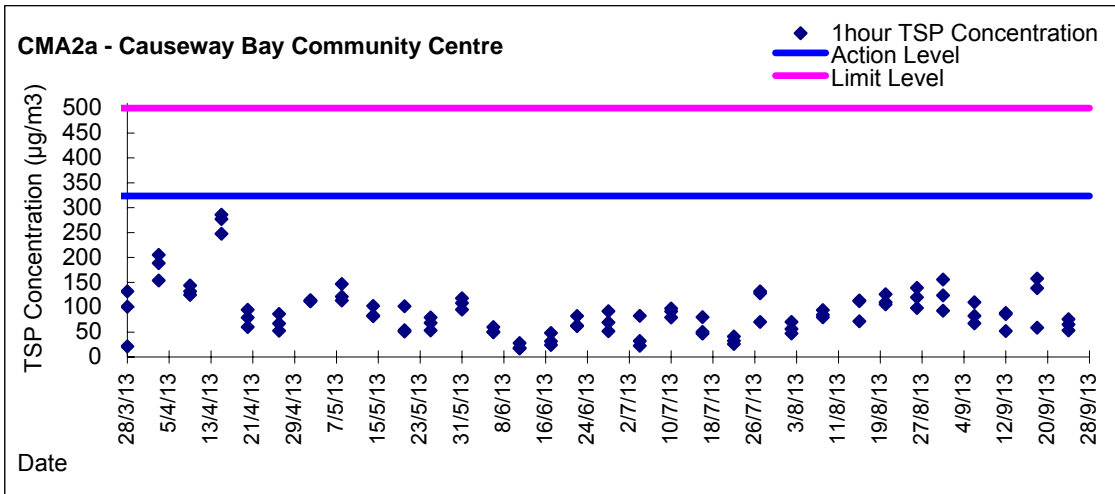
Graphic Presentation of 1 hour TSP Result



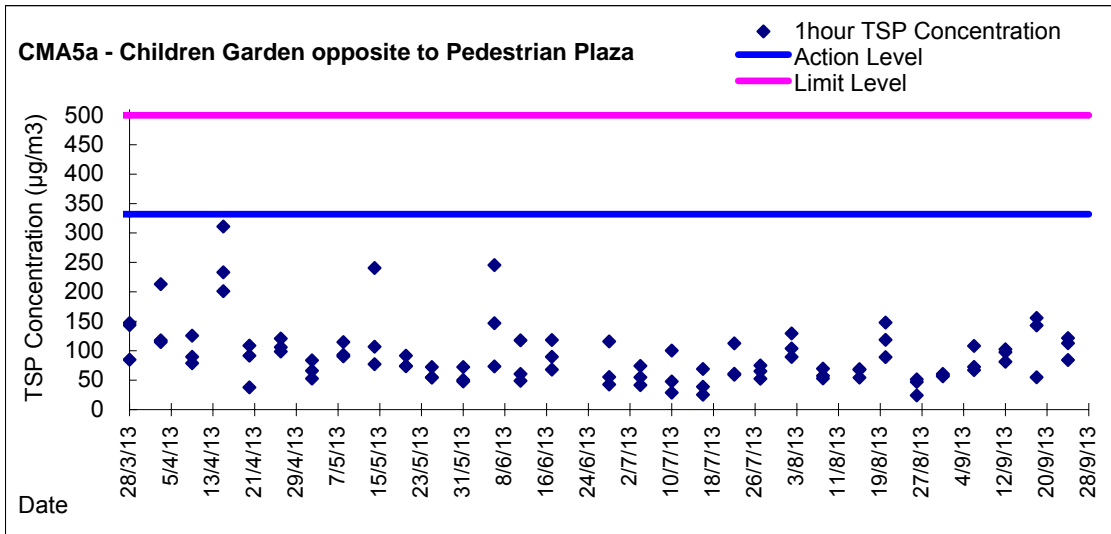




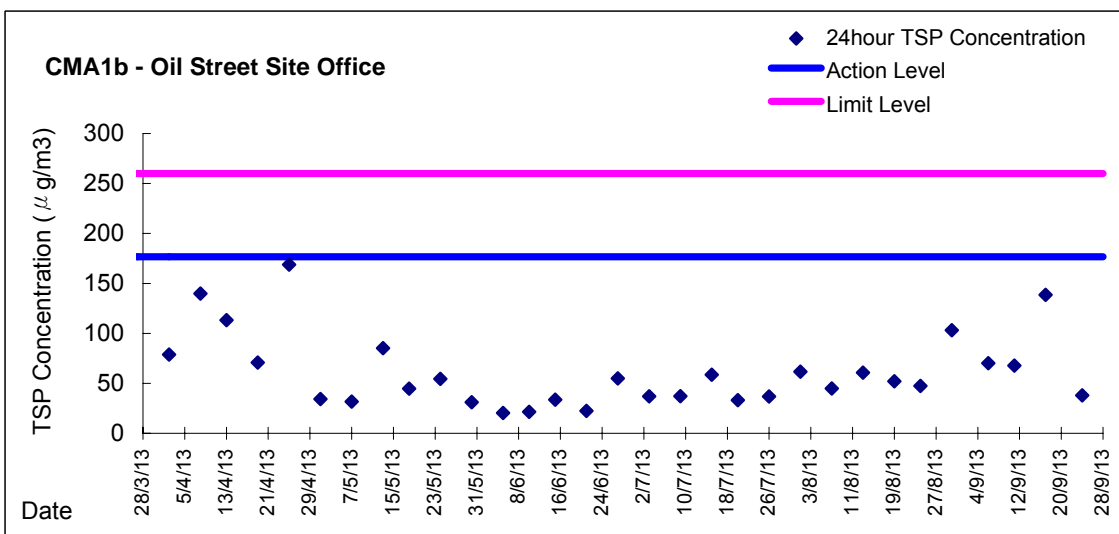
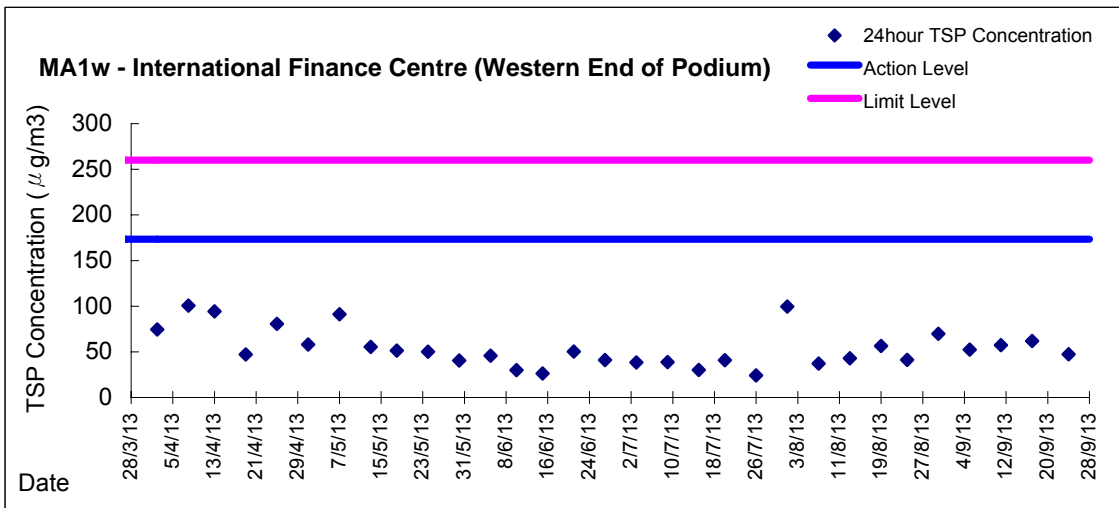
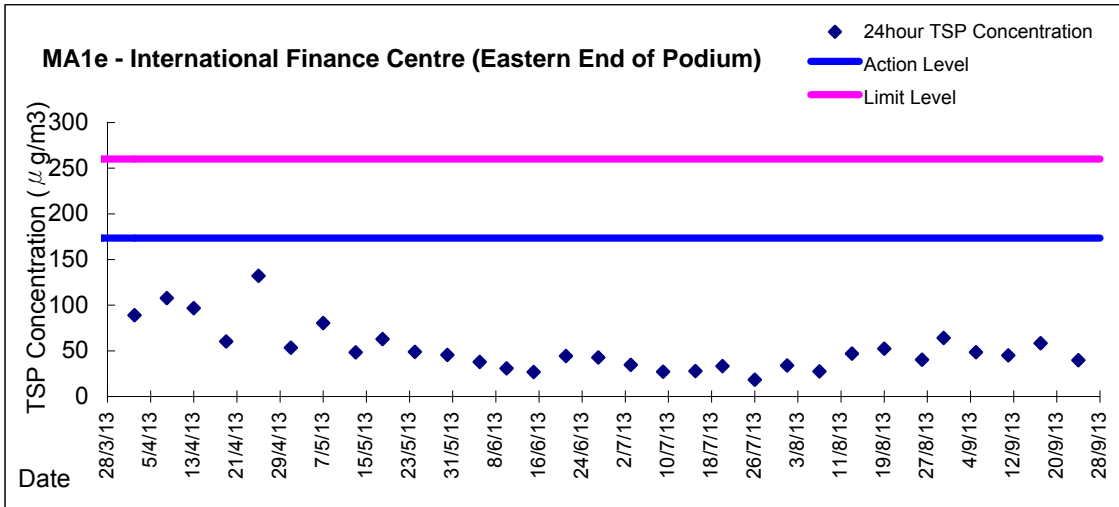
Graphic Presentation of 1 hour TSP Result



Graphic Presentation of 1 hour TSP Result

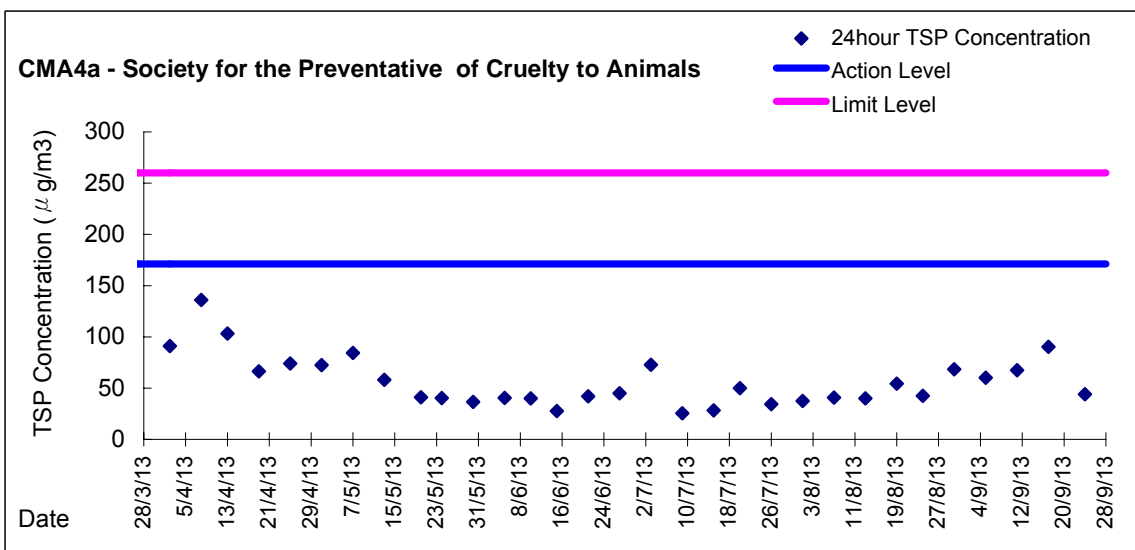
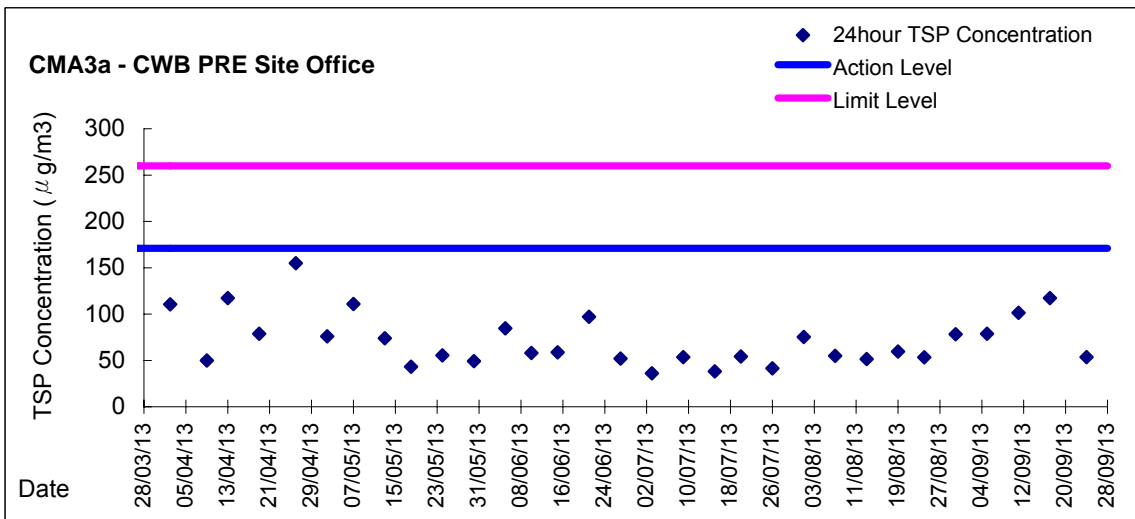
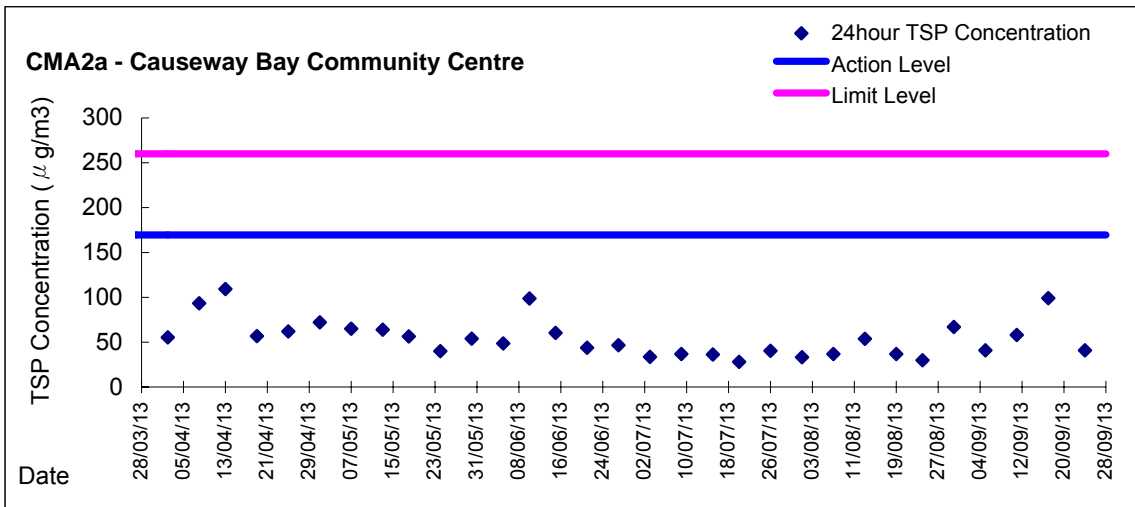


Graphic Presentation of 24 hour TSP Result





Graphic Presentation of 24 hour TSP Result





Graphic Presentation of 24 hour TSP Result

